

WATERMAX® 7000

Setting the standard for over 30 years, the WaterMax Series provides a complete line of self-enclosed pumping systems for commercial landscape irrigation. The WaterMax 7000 can be customized to exactly meet your requirements through a broad range of options. Watertronics' proprietary control software combines with VFD technology to provide highly efficient, precision pumping in a durable, compact design.

PRECISE PRESSURE REGULATION

WaterMax 7000 Pumping Systems are pre-fabricated, self-contained and incorporate the latest VFD technology to provide smooth, accurate, surge-free and energy efficient performance at varying flow rates. Whether your water source is a lake, pond, or a boosted city supply for large commercial or golf course applications, the 7000 can provide the water and constant pressure desired up to 800 GPM or 140 PSI.

ADVANCED CONTROLS

The 7000 control platform options include a digital operator interface or Programmable Logic Controller with color touchscreen.

REMOTE MONITORING


Take your controls to the next level with WaterVision remote monitoring technology and access your pump station from any web-enabled device, anytime.

BUILT TO WITHSTAND THE TEST OF TIME

A multi-step coating system of metal preparation, rust-inhibitive baked epoxy primecoat and a two-part UV-resistant baked polyurethane finish produces a long-lasting, durable, and rust-free product.

DYNAMIC FACTORY TESTING

Every WaterMax system is fully performance tested at field conditions prior to shipment to ensure your pump will perform exactly as promised.



SPECIFICATIONS

Applications	Booster, Suction Lift or Flooded Intake
Flow Range	Up to 800 GPM
Pressure	Up to 140 PSI
Horsepower	<ul style="list-style-type: none"> • Max combined motor 60/15 HP • Max duplex pumps 25/25 HP
Voltage (1 or 3 Phase)	<ul style="list-style-type: none"> • 240/1 phase • 208/3 phase • 240/3 phase • 480/3 phase

ADDITIONAL BENEFITS

- 2 YEAR WARRANTY, INCLUDING PARTS AND LABOR
- UL LISTED PACKAGED PUMP STATION
- FCC COMPLIANT IN ALL COMMERCIAL ENVIRONMENTS



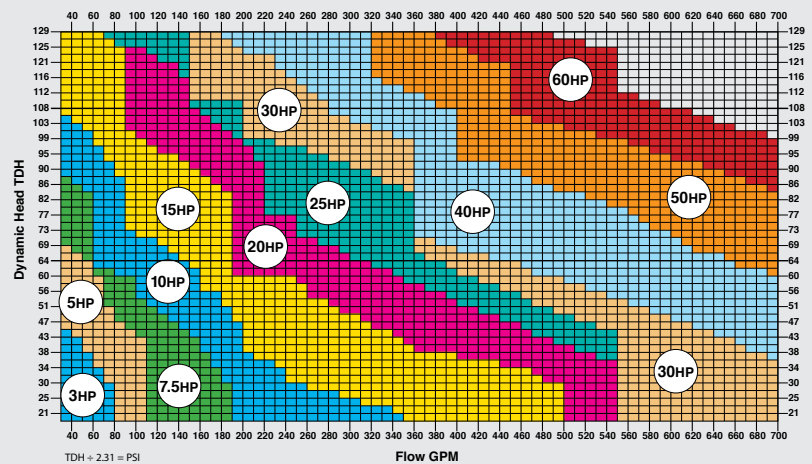
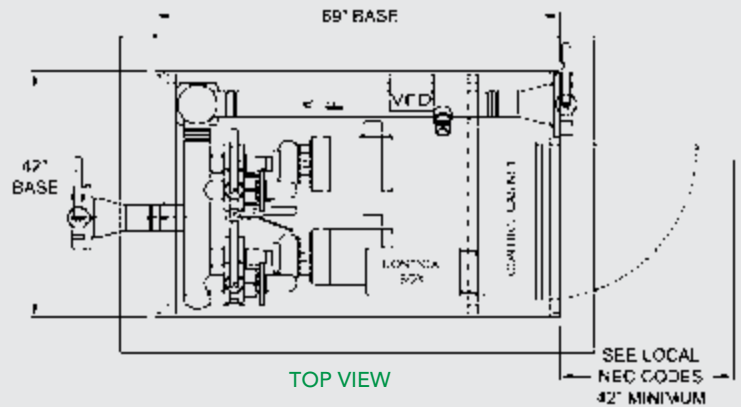
Watertronics Pump Service Network provides nationwide parts sales, and technical service for installations, start-up, user training and maintenance.

STANDARD FEATURES

- Advanced Watertronics PLC-based control software
- Microprocessor-based software controls to maintain constant pressure at variable flow
- U.L. 508A listed dead front control panel with service rated disconnect
- Horizontal premium efficient inverter duty rated motor
- Alarms:
 - Low pressure shutdown
 - High pressure shutdown
 - VFD fault shutdown
 - High pump temperature shutdown
 - Motor overload shutdown
 - Phase loss (3 phase only)
- Automatic reset and time stamping of all alarms
- Starting Options:
 - Pressure drop
 - Flow based
 - 24 VAC remote start relay
- Lightning surge protection
- VFD pressure regulation with surge free station starting/stopping
- Stainless steel pressure transducer
- Flow sensor providing flowrate and totalized system flow
- Durable cast iron pump featuring bronze impeller and mechanical seal
- Silent check valve per pump
- Individual pump and station discharge isolation valves
- Full flow pump bypass piping included on booster and flooded suction models
- Priming port and automatic priming assembly for suction lift models
- Station inlet/discharge flanged terminations
- Engineered steel or aluminum station enclosures with lockable lid, forced fan air cooling, and gas spring assisted lid lift
- High strength steel or stainless steel formed and welded base platform
- Durable epoxy powder coated steel base/enclosure available in Green or Sandstone
- Industrial grade polyurethane UV resistant coatings on all station piping

AVAILABLE OPTIONS

- VirtualVision color touchscreen interface
- WaterVision remote monitoring – ethernet or cellular versions
- 24 volt controller start (up to 2 additional)
- Brush finished marine grade aluminum enclosure with stainless steel base
- Floating HDPE intake suction line assembly with foot valve
- Intake suction pipe with screen & vacuum pump assembly
- Electromagnetic flow meter
- Suction & discharge drop pipes with multiple connection options
- Across the line (XL) by-pass contactor
- Temperature controlled enclosure heater



Performance indicated includes 4 PSI station losses

- Vandal resistant red alarm light
- Internal sound dampening insulation
- Back flow preventer
- Programmable set-point lake level control
- Electronic Butterfly Valve (EBV) back up pressure regulation in case of VFD failure
- Submersible turbine pump(s)
- VFD controlled jockey pump
- In-line basket or wye strainer
- Automatic self-cleaning discharge filtration



For more information on Watertronics Pump Systems, visit watertronics.com



www.watertronics.com | 1-800-356-6686